




## Terrasoft® EPDM Cube



With the cube made of high-quality EPDM granules you bring more colour into the design of your open spaces. Especially in playgrounds, the colourful seating and game elements are well received. If the cubes are placed a little bit apart from each other, they are balancing courses, and as a pyramid an impressive climbing feature. Individually or in small groups, as seating they invite you to linger. The surface is non-slip and permanently soft - a real plus in outdoor areas.

### ADVANTAGES

- easy and rapid installation
- low maintenance
- robust
- attractive seating
- Play element

### APPLICATION

The universal genius - the Terrasoft cube is a haven of peace in urban areas, or an impressive play element. The clear, simple structure and the extensive colour variations stimulate the imagination of children.



Terrasoft Cube | signalred



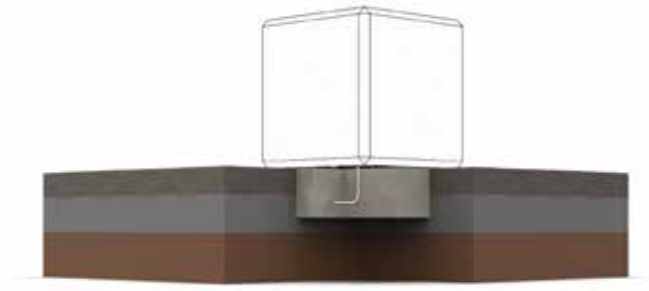
Terrasoft Cube | signalgreen



Terrasoft Cube | signalyellow



with Floor anchor  
Item no. 256500109



Cubes embedded in concrete by means of the floor anchors.

## INSTALLATION INSTRUCTIONS

### Cubes without floor anchors

are placed on the existing surface and glued to it according to the gluing instructions.

### Cubes with floor anchors

can be embedded with the ground anchors into the prepared concrete foundations to fix them permanently.

## GLUING

### Preparation of the subsoil

Before installing, the subsoil must be compressed and fixed. Please pay attention that the adhesion areas are free from oil, grease and other residues e.g. colour, rubber adhesion, etc.

### Preparation of the cartridge

Push the membrane in to the threaded piece and screw on the cut-to-size plastic nozzle. Then remove the bottom plate of the cartridge with a screw driver and insert the cartridge by hand or with a compressed air pistol.


The adhesion follows on a complete cleaned subsoil with gluing points on the bottom of the Cubes.

The surface and environment temperature must be at least 5°C. The Cubes should only be installed in dry weather conditions. Adhesive cartridges should not be stored under 10°C.

Please pay attention that the Cube is not moved for 48 hours.

Weight	Critical fall height	Impact area	Required safety slabs
40 kg	400 mm	3400 x 3400 mm	12,25 m <sup>2</sup>

### Colours



### Specifications



# MAINTENANCE INSTRUCTIONS

## **Quarterly operative inspection:**

Check the play and safety area for obvious safety hazards and cleanliness (e.g. exposed foundations, missing or damaged parts, missing or insufficient impact absorption, broken pieces, dirt etc.).

Check the play area for cleanliness and damages.

Protruding elements, if there are any, have to be removed. Check the installation depth. If necessary fill up the installation depth to the mark „play level“.

Check the equipment for cleanliness, correct functioning, wear, stability and damages. Check all the fixing elements and retighten them if necessary. In case of damages, replace the damaged elements.

## **Annual main inspection (in intervals of not more than 12 months):**

In addition to the checks of the operative inspection, pay special attention to the stability of the equipment (which may be affected due to corrosion or vandalism) and its operational safety, especially after repair works or after mounting new elements or replacing existing elements. For that purpose, it may be necessary to uncover the foundations.

## **Attention!**

The maintenance intervals mentioned above are to be understood as recommendations. The frequency of inspections has to be increased accordingly in case of intensive use of the equipment, extreme weather conditions, installations near the coast or in places which are often subject to vandalism and depending on the age of the equipment.

In addition to the maintenance recommendations given by the manufacturer, it is also absolutely necessary to follow the regulations stipulated in DIN EN 1176-7!

When exchanging or repairing elements, please always use original spare parts for the sake of operational safety and for liability reasons!

If the play equipment has been incompletely installed or partly dismantled when carrying out maintenance and repair work, this may lead to particular risks of injury for the user. For this reason, make clearly visible that the equipment shall not be used in such cases!

We recommend our basic cleaner.